



**ACTIVITY
BOOK**


**NATURAL
SCIENCE**

LEARN TOGETHER



PRIMARY 2







ACTIVITY BOOK

NATURAL SCIENCE

LEARN TOGETHER

PRIMARY 2

| | | |
|---------------|----------------------------|----|
| UNIT 1 | What my body does | 2 |
| UNIT 2 | Look after yourself | 8 |
| UNIT 3 | Discover animals | 14 |
| UNIT 4 | Discover plants | 20 |
| UNIT 5 | Materials and forces | 26 |
| UNIT 6 | Machines and energy | 32 |
| | Glossary | 38 |



1

WHAT MY BODY DOES

1 Match. Write *smell, hear, taste, see, touch*.

I with my eyes.

I with my nose.

I with my tongue.



I with my ears.

I with my fingers.

2 Which sense are they using? Circle.



She can smell / taste perfume.



He can hear / touch a cactus.



They can see / hear a rainbow.

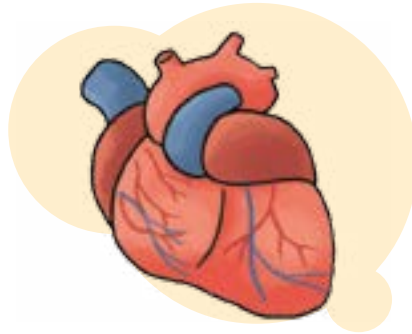



We can taste / hear a trumpet.

3 Circle the body parts. Label the pictures.

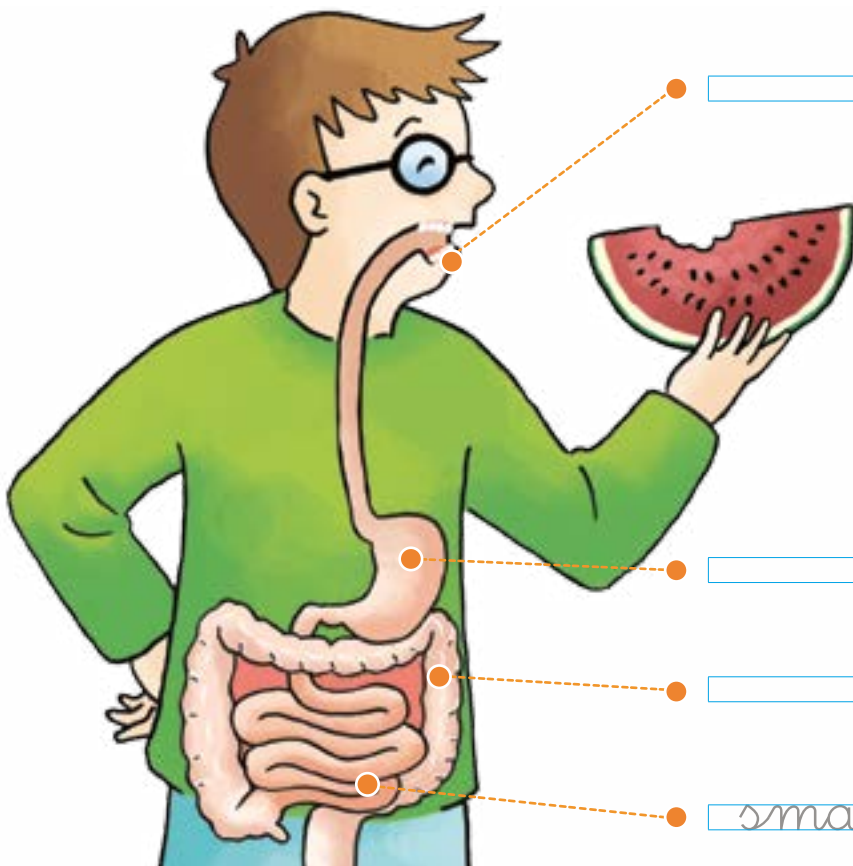
small intestine brain teeth heart lungs stomach large intestine







4 Label the digestive system. Use words from activity 3.



small intestine

5 Match the sentences and pictures. Circle the joints.

1 He's kicking a ball.



knee wrist
elbow neck
shoulder

2 He's scratching his head.



knee neck
wrist finger
toe

3 He's throwing a ball.



neck ankle
toe waist
shoulder

4 She's touching her toes.



ankle elbow
shoulder
knee

6 Read. Write *true* or *false*.

A joint is where 2 bones join.


The skull protects the brain.

Only arms have muscles.

Muscles work in pairs.

Bones grow.


7 Number in order of age. Write the words on the timeline.



adult



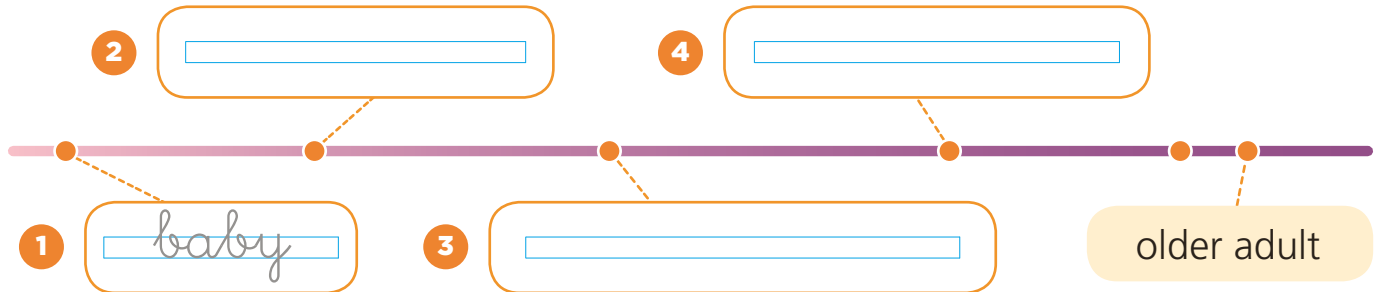
child



baby



adolescent



8 Match.




I go to school.

I get dressed on my own.

I need a lot of help.

I can't talk.

I am studying Science in English!

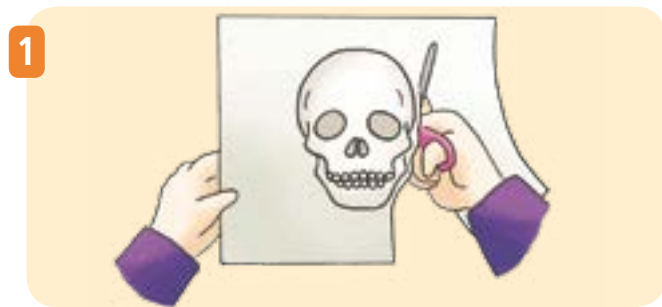




Create!

Make a skeleton

Materials:




1 Draw a skull and stick on the black card.



2 Use the earbuds to make the skeleton body.



3 Glue the earbuds onto the card.



4 Label some of the bones and joints.

1 Investigate and write.

How many bones do you have in your body?

How many ribs do you have?

Skills check

1  Read the instructions. Draw and colour.

Colour the small triangle orange.

Draw salty food in the big triangle.

Draw your favourite smell in the square.

Circle a loud noise.

Draw a soft object on the hand.

Draw what you can see outside the window.

Colour the chameleon your favourite colour.

